



Prayer Overview



Prayer Requests

Overview

Rock's Prayer Request features provide a full suite of tools to help you manage and grow your organization's prayer ministry. These tools let individuals submit requests that can be prayed for by your prayer team or other members of the community, all from within Rock.

Prayer Request Entries

Prayer request features ship with Rock and are ready for use out-of-the-box. By default, prayers can be requested by any member of the public by navigating to 'Connect > Prayer' on your external site.

Rock Solid Church Demo

New Here?ResourcesConnectGiveBlogCalendarWatchHello Alisha ▾

Prayer

Home / Connect / Prayer

Prayer Team

Children

Students

Adults

Prayer

Missions

Serve

Small Groups

Contact Us

Subscribe

Family Pre-Registration

"...for my house will be called a house of prayer for all nations."
— Isaiah 56:7

We Believe in the Power of Prayer
The Prayer Ministry is made up of two areas – the Prayer Team who rely on the power of praying for others and the Prayer Partners who will pray with individuals after each of the weekend services. Both teams consist of people who have a passion for prayer and pray diligently, specifically for the needs within and outside the church, locally and globally.

Need Prayer?
Let us pray for you. Just fill out this form and let us know your needs.

First Name *

Alisha

Last Name *

Admin

Email

admin@organization.com

Mobile Phone

Campus *

Main Campus ▾

Request * 250

Please pray that... (up to 250 characters)

Save Request

Powered by: Rock RMS

3120 W Cholla St Phoenix, AZ 85029-4113

(Note: This screenshot shows the prayer entry block on the unstyled Stark theme that ships with Rock.)

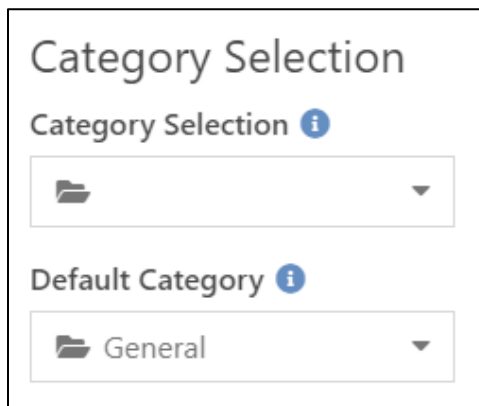
Entry Configuration Options

The screenshot above shows some of the basic features available. At a minimum, the person only needs to enter their first and last name, the campus (if applicable) and their request. If the person is logged in these fields will auto-fill.

The block settings can be updated to tailor prayer request entries to your ministry's needs. There are too many options to cover here, but the full list can be found in our [Raising Up With Prayer](#) guide. Below are a few we wanted to highlight.

Category Selection

Prayer Requests can be grouped into categories. This helps keep them organized and easier for your prayer team to manage. Rock ships with a set of values that should cover most types of prayer requests, but you can add or remove categories from 'Admin Tools > General Settings > Prayer Categories'.



The screenshot displays a settings panel titled "Category Selection". It contains two configuration options, each with a folder icon and a dropdown arrow. The first option, "Category Selection", is currently empty. The second option, "Default Category", is set to "General". Both options have an information icon (i) to their right.

Enable Auto Approve



Because prayer requests can be submitted by any member of the general public, they may not always contain appropriate content. If this setting is disabled, then new requests will need to be reviewed and approved by an administrator before becoming visible to the prayer team.

Enable Urgent Flag

The person entering the request can mark the request as urgent if this is enabled. Urgent requests can be prioritized by your prayer team and may help draw attention to time-sensitive issues.

Enable Public Display Flag

Enabling this lets the requestor indicate whether the prayer is allowed to be viewed on your public site. There's also a 'Default to Public' setting that you can use to set this flag automatically.

Enable Public Display Flag 
<input type="checkbox"/> No
Default To Public 
<input type="checkbox"/> No

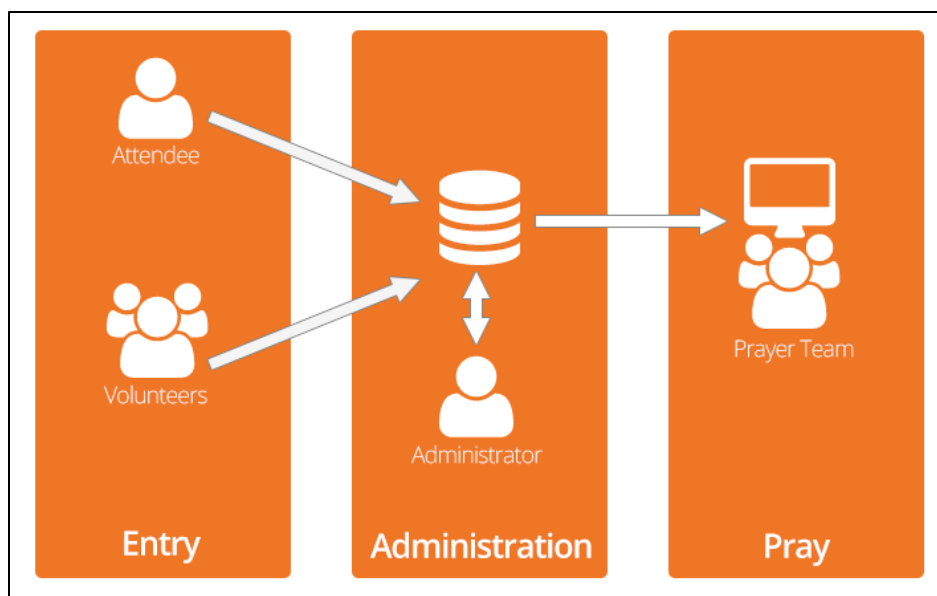
While publishing prayer requests publicly is possible, you may want to have an approval process in place to ensure inappropriate content is not posted.

Workflow

Adding workflows brings the full power of Rock to your prayer request process. From triggering communications to updating person data, you can maximize the value of the request beyond the prayer itself.

Prayer Ministry

Rock makes it easy for your prayer ministry to track and manage prayer requests in an organized way. At a minimum, all you'll need are serving roles for a **prayer administrator** and a **prayer team**.

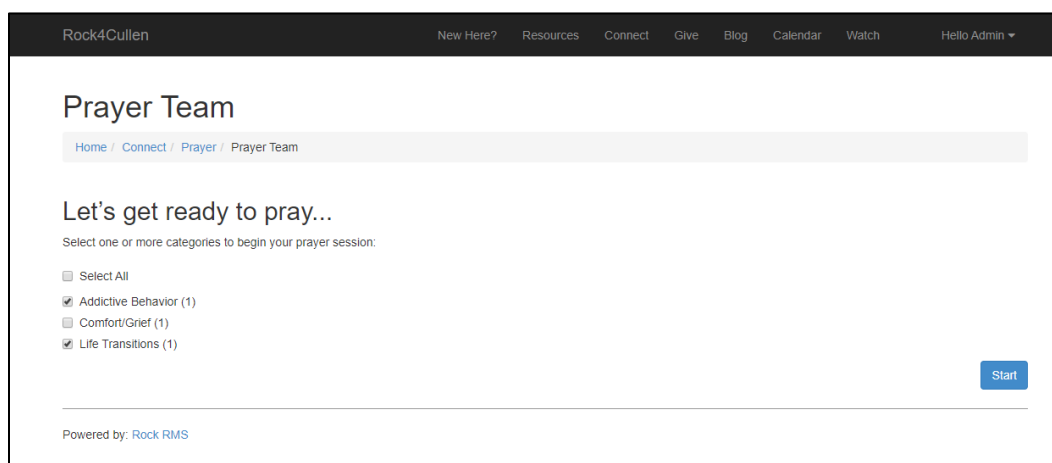


A **prayer administrator** is primarily responsible for reviewing flagged requests and approving new requests (if the auto-approve feature is not enabled).

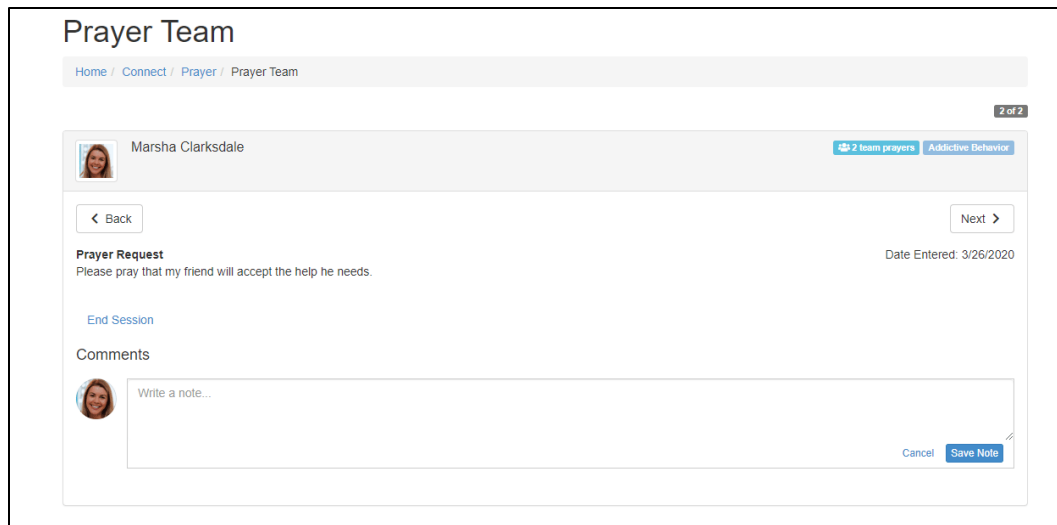
The **prayer team** prays for the requests and can add their notes and prayers to the request. The prayer team can also flag inappropriate requests if needed.

Prayer Sessions

Rock ships with a page for the prayer team to access and act on requests from the external website. By navigating to 'Connect > Prayer > Prayer Team' the team member can begin a prayer session by selecting one, several or all categories.



After clicking Start, the prayer team member is presented with each prayer request and the opportunity to write a note. Simple "Back" and "Next" buttons allow for easy navigation between requests.

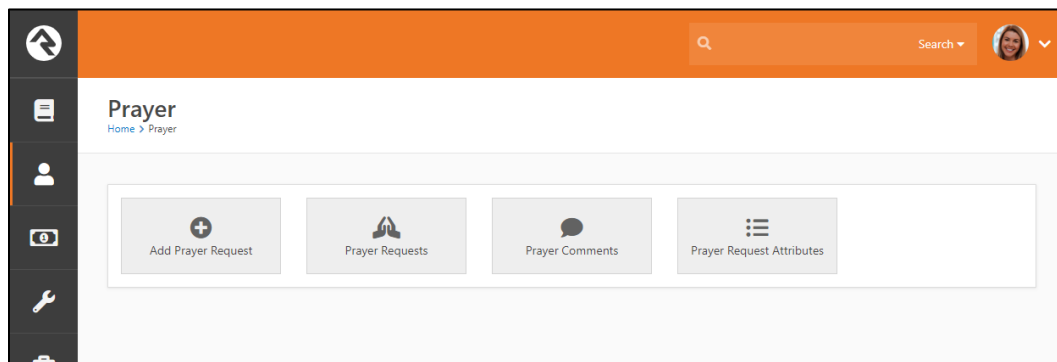


There are many settings on the Prayer Session block that let you customize what your team can see and do. Be sure to check out the [Raising Up With Prayer](#) guide to get familiarized with all your options.

Prayer Administrators

All administration work is done under 'People > Prayer' from your internal site. Here, you can add a new prayer request, view current requests or view all the comments in the system.

Administrators can also assign attributes to prayer requests, letting you customize the information gathered from requestors.



Administrators can view a list of prayer requests, with filter options available to easily identify what needs attention.

Name	Campus	Category	Entered	Request	Flag Count	Approved?
Ted Decker	Main Campus	Addictive Behavior	3/14/2020	Please pray for my friend who is having a tough time quitting.		<input type="button" value="No"/> <input type="button" value="Yes"/> <input type="button" value="X"/>
Alisha Marble	Active Campus	General	2/26/2020	My sister is in the hospital and could use some prayers.		<input type="button" value="No"/> <input checked="" type="button" value="Yes"/> <input type="button" value="X"/>

As pictured above, approvals can be granted directly from the list, so the administrator doesn't have to open each request individually.

Sending Prayer Request Comments

As the prayer team comments on requests, you can enable a job to send those comments back to the originator. This is a simple, effective way to connect with the requestor and show your support.

Ted,

Below are recent comments from the prayer request you submitted on Tuesday, November 19.

Request

Ask that God sends the funding for the Children's building to help us deal with fantastic growth!

Comments

Pete Foster (11/19/2019 at 2:39PM)
I'm sure he will!

Alisha Marble (11/19/2019 at 2:57PM)
Yes, when a child asks his father for bread, He will not give him a stone.

Cindy Decker (11/19/2019 at 2:57PM)
Our God is good!

Contact Info:

3120 W Cholla St Phoenix, AZ 85029

Phone:


Email: info@organizationname.com

Website: www.organization.com

The job to do this is included in your Rock installation but will need to be configured before it can be used. Instructions for setting it up can be found in the [Raising Up With Prayer](#) guide.

Extending Rocks Tools

The power of Rock is its extensibility. The Rock Shop contains plugins that can help extend Rock's core features even further. Below is a plugin that will send lists of prayers to various groups of people.



Prayer Digest

The prayer digest plugin allows you to receive a scheduled email of new requests. While you'll often limit this email to approved messages, you can also configure a job to send you new 'Pending' emails throughout the day to help you keep on top of requests that need approval.

Go Deeper

Raising Up with Prayer Guide

We've only just touched on the power that these tools can deliver your organization. We have a full manual on-line that can help you dig deeper.

<https://community.rockrms.com/documentation>

